

DUMPER

MK-A20

water cooled



Main Features

- **Compact, simple and powerful design**
- **Hard rock and tunnelling applications**
- Great **power to weight** ratio
- **ROPS / FOPS** certified cabin
- Extremely robust **GHH frame and system design** resulting in lowest operating cost
- Customized **body designs and sizes** available
- **Proven technology** only
- **Efficient combination** with LF-6, LF-10 and LF-11H LHDs

GHH
FAHRZEUGE



GROUP

Technical Specification*

Main Dimensions

Length	9 417 mm
Width (at body)	2 200 mm
Height, laden (at body)	2 149 mm
Height, laden (above cabin)	2 555 mm
Std. body capacity (SAE heaped)	10.0 m ³

Engine

Manufacturer	Cummins
Type	QSB6.7
Design	Water cooled diesel engine
Power output	194 kW / 2 300 min ⁻¹
Air intake system	Dry air filter
Exhaust system	Catalyst, silencer
Starter power / voltage	6.6 kW / 24 V
Alternator current / voltage	55 A / 28 V
Emission standard	EPA Tier3/EU StagelIIIA

Engine Options

Type	Cummins QSB6.7
Power output	194 kW / 2 300 min ⁻¹
Emission standards	EPA Tier4i/EU Stage IIIB (with Diesel particulate filter for tunnelling)
	EPA Tier4f/EU Stage IV

Drive Train

Torque converter

Manufacturer	Dana
Type	Series CL 8 000
Design	Single stage with Lock-up

Power shift transmission

Manufacturer	Dana
Type	Series R 32 000
Design	Four gears forward / reverse

Electrical Equipment

Operating voltage	24 V
Battery	2 x 12 V / 140 Ah

Lighting System

Main / reverse headlights	LED
Additional headlights	LED

Weights

Operating weight	18 955 kg
Payload capacity	20 000 kg
Front axle, empty	14 850 kg
Rear axle, empty	4 105 kg
Front axle, loaded	20 150 kg
Rear axle, loaded	18 850 kg

Wheels and Tires

Front wheels

Rim size	11.25 - 25 / 2.0
Tire size	16.00 - 25
Tire pressure	5.5 ± 0.1 bar

Rear wheels

Rim size	11.25 - 25 / 2.0
Tire size	16.00 - 25
Tire pressure	8.0 ± 0.1 bar

Brakes (Service and Parking)

Design	Multi disk spring brake (SAHR)
--------	--------------------------------

Axles

Front and rear

Manufacturer	Rigid planetary axle Kessler
Type	D81
Differential	Standard



Dump / Hoist Hydraulic System

Pump displacement volume	50 + 10 +10 cm ³ /rev
System pressure	150 bar
Number of dump cylinders	1
Body raising, laden	7.0 s
Body lowering, unladen	7.5 s

Steering Hydraulic System

Pump displacement volume	50 cm ³ /rev
System pressure	130 bar
Number of steering cylinders	2



Tramming Capacities

Max. tramming speed (laden fwd/ rev on level road)	
1st gear	4.5 km/h / 4.8 km/h**
2nd gear	9.5 km/h / 10.0 km/h**
3rd gear	16.0 km/h / 17.5 km/h**
4th gear	26.5 km/h / 29.5 km/h**
Max. admissible gradient	25%

Steering

Design	Swivel joint hydr. power steering
Steering angle	± 42°
Outer turn radius	8 165 ± 200 mm
Inner turn radius	5 023 ± 200 mm



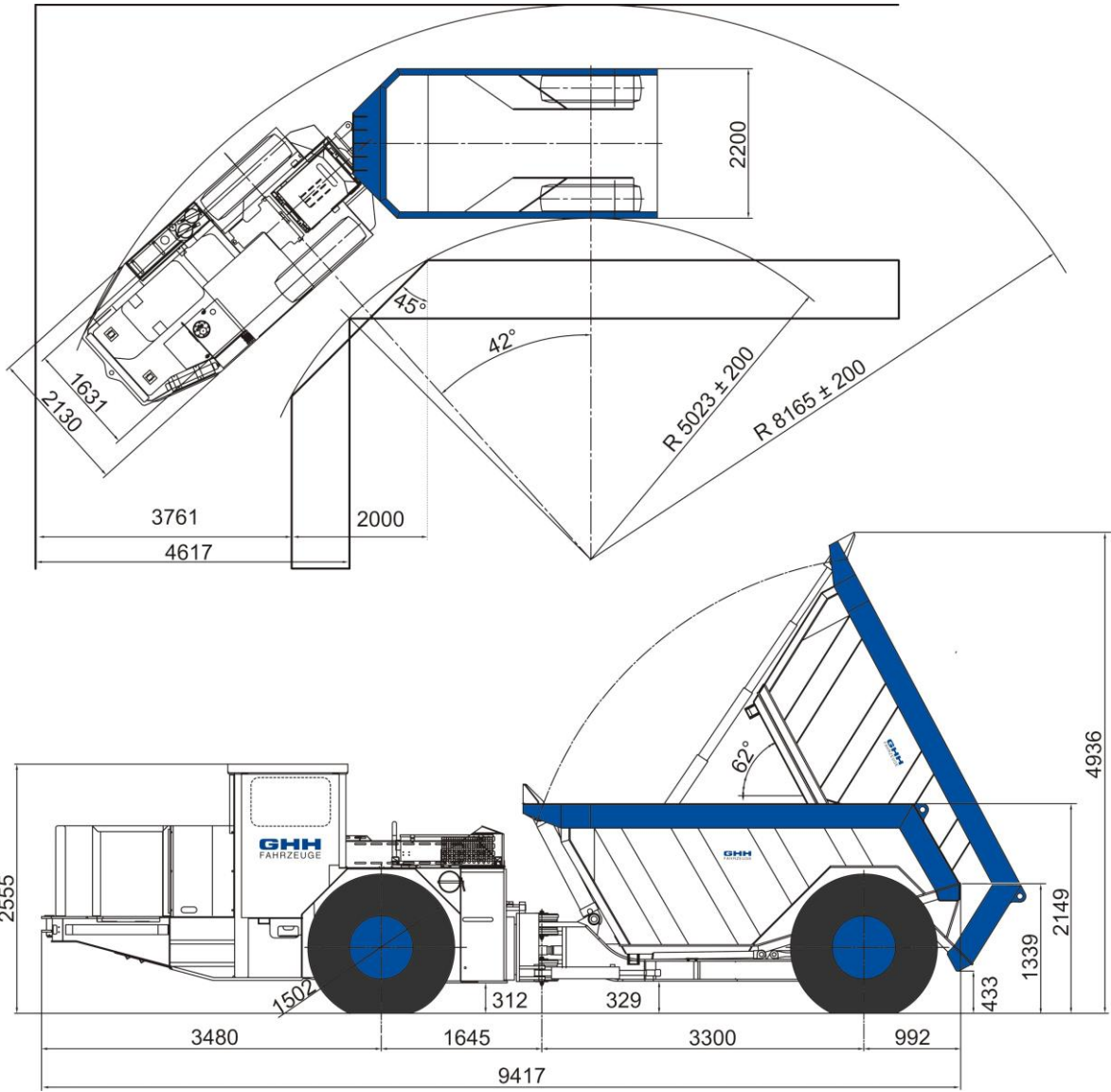
Filling Volumes

Fuel tank	280 l
Hydraulic tank	230 l
Engine with oil filter	31.5 l
Torque converter / power shift transmission	36.5 l
Front axle differential	15.0 l
Front axle planetary gear	2 x 3.0 l
Rear axle differential	18.5 l
Rear axle planetary gear	2 x 3.0 l

Main Options

Central lubrication system	Heating system
Fire suppression, manual / auto	Air condition
Spare wheel	Tailgate
Collision avoidance system	Aggressive environment kit
Camera system	Closed cabin

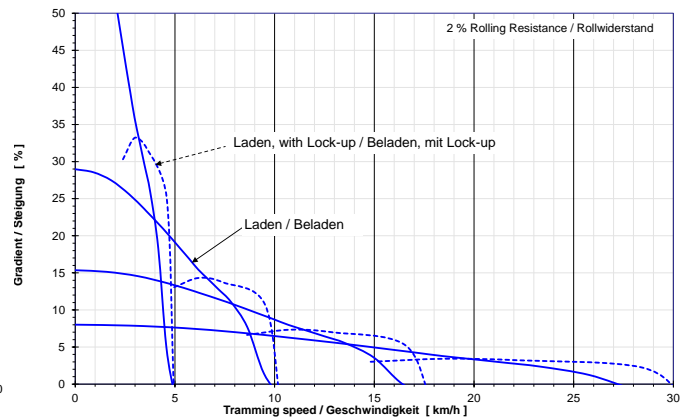
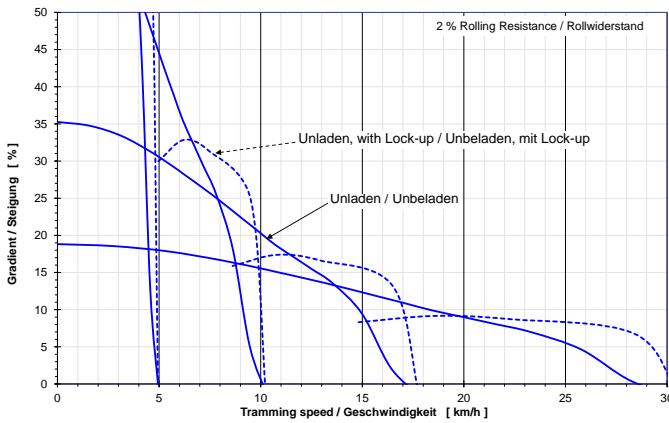
** Converter / Lock-up mode



Gradeability Diagram

Unladen

Laden



* Changes may apply without prior notice. Featured machines in photos may include variations / additional equipment.

